



blaze
harmony

WOOD STOVES

Keeping your home warm

What is our goal?

Nature and wood have always had and will always have a place in our hearts. We believe in its irreplaceability in the heating sector. This was the reason for the decision to make wood – a local, available and renewable fuel – something special.

Heating with wood has always been associated with effort, time and dirt. But why not try to change that? Can't it be done simply, comfortably and cleanly? These questions led us to found the Czech Family Company and its pioneering mission – to change the perception of wood heating itself. We want to bring our customers the warmth of a home that can be achieved comfortably and cleanly. At the same time, we want to save fuel, nature and the planet, because we only have one.

In our quest for innovation, we create advanced solutions that are more than just efficient. They are also environmentally friendly and focused on user comfort. Our values, fearlessness, uniqueness and reliability drive us to further our goals not only in society but also in the family. A family committed to protecting nature, saving time and energy. Come and be part of it. The door is open...


Roman Tihelka
CEO

Why to choose a wood stove from BLAZE HARMONY?

— A flame like no other

The heart of our stove is a beautiful and calm flame. Combined with the large glass surface, it offers a clear view of the gracefully dancing flame.

— Innovative and patented solutions

Our brand is associated with innovation, several patented solutions and is often described as pioneering in the wood burning industry. Wood stoves are no exception.

— Exceptional combination of function and form

The BLAZE stove is a masterpiece where aesthetics, the beauty of flames and practicality are combined. Designed for everyday use, the stove provides high durability and comfort while emphasizing cleanliness and environmental responsibility.

— Easy maintenance and clean operation

Clean and comfortable operation, thanks to the ash grate and the large ashtray with lid.

— Stoves tailored to your interior

Several models with different outputs, 6 beautiful colour options and a wide range of accessories.

— Accessories tailored to your needs

A stylish fuel pedestal, that is both elegant and practical. And for those who value long-lasting warmth, a heat-storing superstructure that continues to radiate heat even after the flames are extinguished.



BLAZE HARMONY stoves – Thermal comfort in an elegant design



BLAZE SPIRIT

Wood stove with unique design and patented solutions that makes it the most economical and user-friendly stove on the market.

- Up to three times longer burning time – PATENTED
- Automatic residual fuel detection for fuel savings without the need for electronic air intake control – PATENTED
- Easy maintenance and clean operation – PATENTED
- High heat-storage capacity thanks to fuel detection and refractory castble shapes
- Smoke screen
- Large ashtray with lid
- Simple and precise air supply control
- Possibility of external air connection – flexible connection from behind or below
- Flexibility of chimney connection – from above or behind



Vertical grid made of refractory castle shapes

PATENTED

located at the back of the stocking chamber, which ensures that the fuel is burned evenly, and more fuel can be added. This reduces the need for frequent servicing and increases fuel efficiency. With this solution, the burning time of one batch of fuel is significantly extended.

Automatic residual fuel detection

PATENTED


Automatically cuts off the air supply when the fuel burns out and only a layer of hot embers remains. The interruption of the air supply means that the stove does not ventilate and thus reduces the consumption of wood by approximately 10–30 % (depending on the type of operation). The layer of hot embers then releases the maximum amount of residual heat (without flame) stored in the charcoal and increases the heat-storage capacity of the stove. In addition, a new batch of fuel can be added to the layer, which ignites without effort.



Mechanical grate

PATENTED

This solution enables easy, dust-free ash removal – ash falls directly into the ashtray through a simple movement of the lever-operated grate. The grate can be operated even when the door is closed, ensuring that no dust escapes into the room during ash removal. Furthermore, the stove permits ash removal without needing to shut it down. This feature, combined with mechanical fuel detection, makes it ideal for continuous operation, allowing users to fully enjoy all the advantages of a wood stove. The tray-shaped grate keeps a thin layer of ash, which acts as a natural insulator and significantly extends the grate's lifespan.



BLAZE SPIRIT

Colour variants

Unique paint with high resistance to scratches and abrasions.



ANTHRACITE



SILVER GREY



PEARL BEIGE



MAUVE



PEARL BROWN



RED BROWN



Stoves series



BS 6



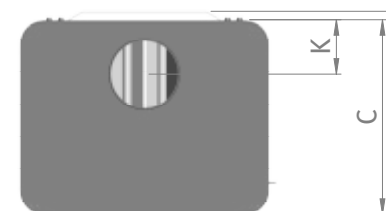
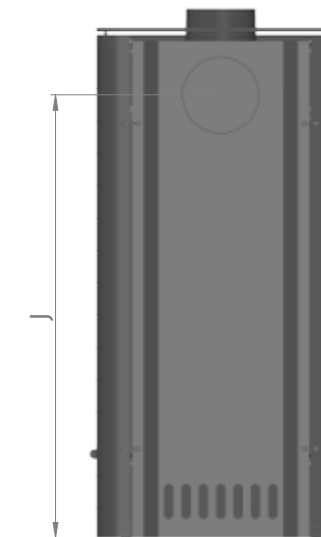
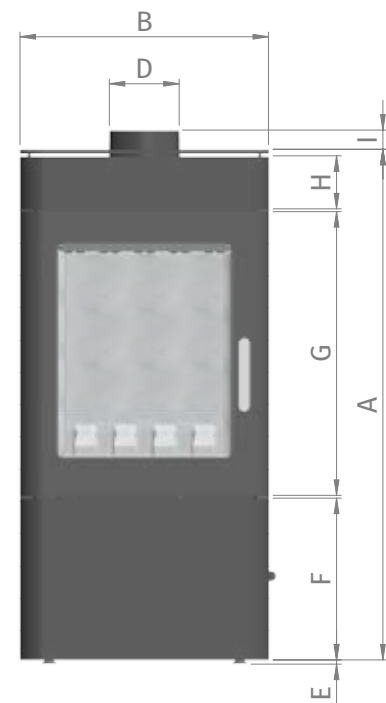
BS 10

Technical parameters

	BS 6	BS 10
Power output (kW)	4-9	7-14
Efficiency (%)	77	78
Log length (cm)	25	33
Weight (kg)	158	181

Dimensions

	BS 6	BS 10
A	1090	1090
B	446	530
C	415	415
D	150	150
E	10-25	10-25
F	345	345
G	605	605
H	113	113
I	40	40
J	945	945
K	115	115






BLAZE ELEMENT

Elegant stove, simple and clean lines with a unique flame and large glass for maximum enjoyment of the flame.

- Unique flame and large glass
- Mechanical grate for ash removal into the ashtray – PATENTED
- Large ashtray with lid
- Simple and precise control of air supply
- Possibility of external air connection – flexible connection from behind or below
- Flexibility of chimney connection – from above or behind
- Accessories tailored to your needs:
 - **Accumulation superstructure** – for long-lasting heat even after the flames are extinguished
 - **Stylish fuel pedestal** – a practical and aesthetic addition to your stove

Combustion

Optimised air distribution along the back wall together with the upper air distribution ensures quality combustion and clean glass. Thanks to the sophisticated design, the air intake from the space below the stove is eliminated. Therefore, it is possible to burn wood more efficiently, saving fuel and reducing emissions at the same time. This solution allows the burning process to occur above the fuel which increases the enjoyment of looking at the flame itself.



Mechanical grate PATENTED

The mechanical grate allows convenient removal of ash before further use of the stove. Just a few movements with the lever and the ashes fall straight into the ashtray, making the stove quick and easy to prepare for a new load of fuel. In addition, grating can be done with the door closed, minimizing the amount of dust in the room.

The tray-shaped grate keeps a thin layer of ash, which acts as a natural insulator and significantly extends the grate's lifespan.



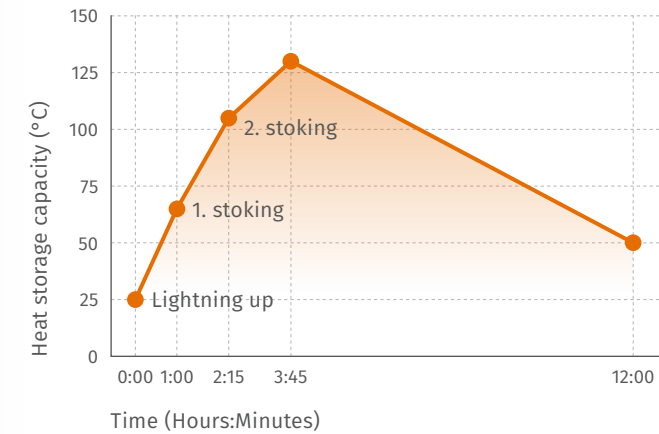
Large ashtray with lid

The ashtray with a capacity of 7.5 litres / 10 litres extends the ash removal interval for daily heating to once every 14 days. The ashtray lid, that is located on the back of bottom door is designed to prevent ash from escaping during removal, ensuring clean and easy handling.



Accumulation superstructure

Provides long-lasting heat even after the flames are extinguished. Weighing 112 kg, this kit accumulates heat during the burn and then slowly releases it over a period of up to 8 hours after the flames have extinguished. This helps to save fuel and balances temperature in the room.





Fuel pedestal

A perfect blend of practicality and aesthetics for your stove. The pedestal not only offers storage space for approximately seven loads but also raises the stove to a more convenient height – making refueling easier and enhancing your view of the flame.



Colour variants

Unique paint with high resistance to scratches and abrasions.



ANTHRACITE



SILVER GREY



PEARL BEIGE



MAUVE




PEARL BROWN



RED BROWN



Stoves series



BE 04

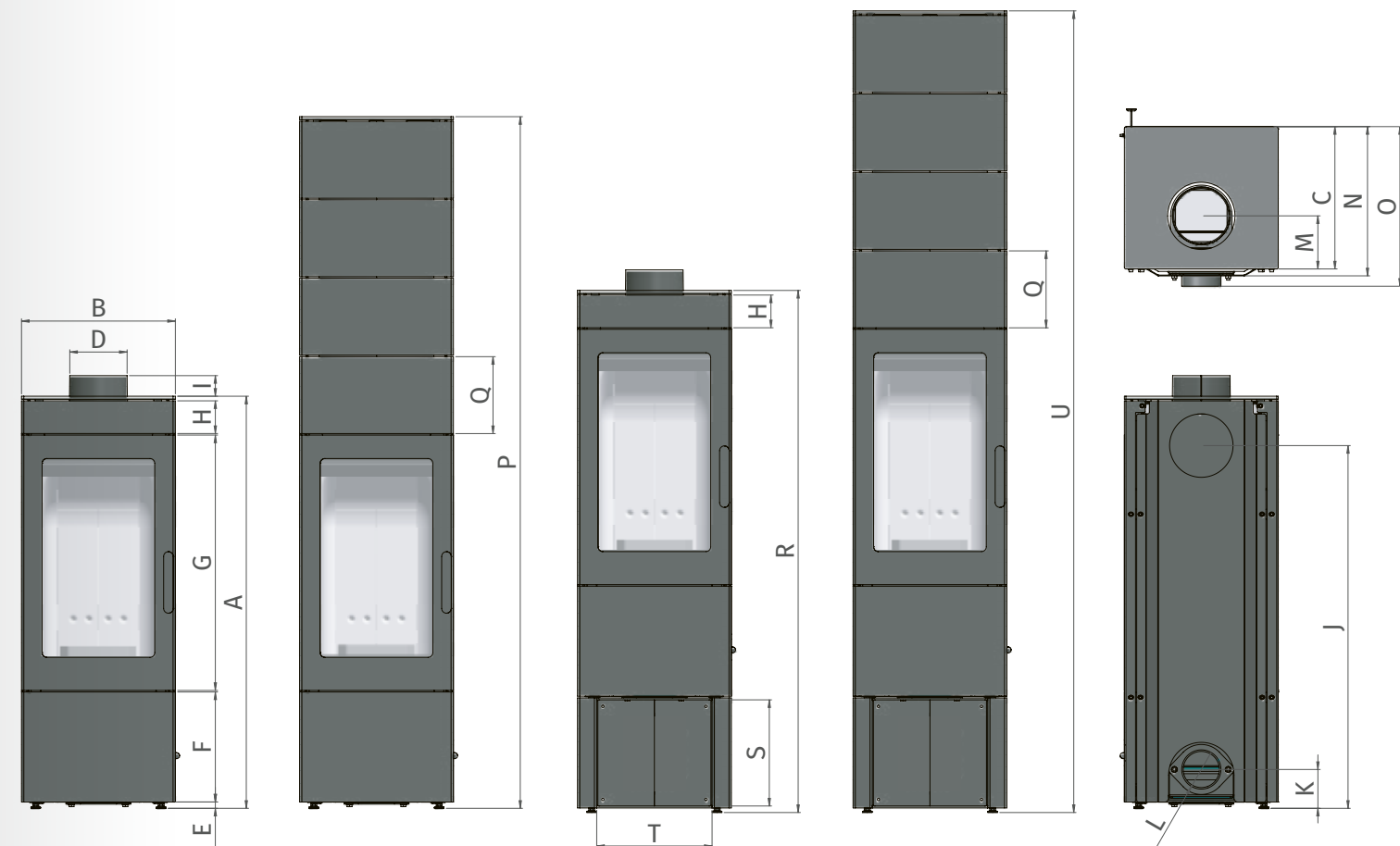
BE 07

Technical parameters

	BE 04	BE 07
Adjustable output (kW)	3-7	5-9
Efficiency (%)	82	81
Log length (cm)	25	33
Weight (kg)	153	173
Weight with pedestal (kg)	176	197
Weight with accumulation (kg)	289	310

Dimensions

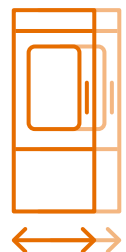
	BE 04	BE 07
A	1075	1075
B	400	480
C	370	370
D	150	150
E	17-25	17-25
F	284	284
G	644	644
H	83	83
I	50	100
J	945	945
K	100	100
L	97	97
M	138	138
N	388	388
O	415	415
P	1810	1810
Q	200	200
R	1360	1360
S	276	276
T	300	380
U	2095	2095



BLAZE ELEMENT

Create your ideal stove – with our configurator

Choose exactly the stove that will match your interior and your taste. Our online configurator makes it easy to set up:



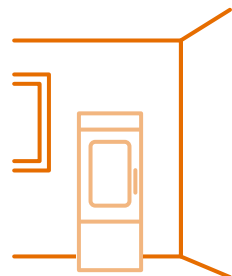
SIZE AND MODEL OF STOVE




COLOUR VARIANT



CHIMNEY CONNECTION (FROM ABOVE OR BEHIND)



INTERIOR AND BACKGROUND SETTING



DAY OR EVENING ATMOSPHERE

And the best part?

With augmented reality (AR), you can instantly project your chosen stove right into your space – just use your mobile phone or tablet. See exactly how it will look in your home, cottage, or anywhere you imagine it.

Try it
HERE!



About us

BLAZE HARMONY s.r.o. is a purely Czech family company, which focuses on research and development in the field of biomass combustion (wood, pellets, wood chips, etc.). In a short period of time, it has managed to register seven European patents, which are applied to innovative products with an excellent price-performance ratio.

The professional background and **experienced team of researchers** allows for continuous development and expansion of the biomass boiler range and its continuous improvement.

PRODUCTION HALL IN TRNÁVKA

In 2021, the construction of a new production facility was completed. On an area of 3,500 m², production and **distribution of products worldwide takes place**. In 2024,



a second production hall was added to the site to expand production capacity and warehouse space. Outside the Czech Republic, BLAZE HARMONY boilers are sold on markets in Germany, France, Poland, Italy, Austria, Chile, etc. Furthermore, the process of expanding exports to many other countries is underway.

The production process is **automated using the latest production technologies**, so-


called **Industry 4.0**, with maximum use of robots in sheet metal processing, welding, etc. These production means ensure the high quality and reliability of BLAZE HARMONY products.



Take a look inside the production area and the company headquarters.





 BLAZE HARMONY s.r.o.
Trnávka 37
751 31 Lipník nad Bečvou
Czech Republic

 sales@blazeharmony.com

www.blazeharmony.com



Co-funded by
the European Union